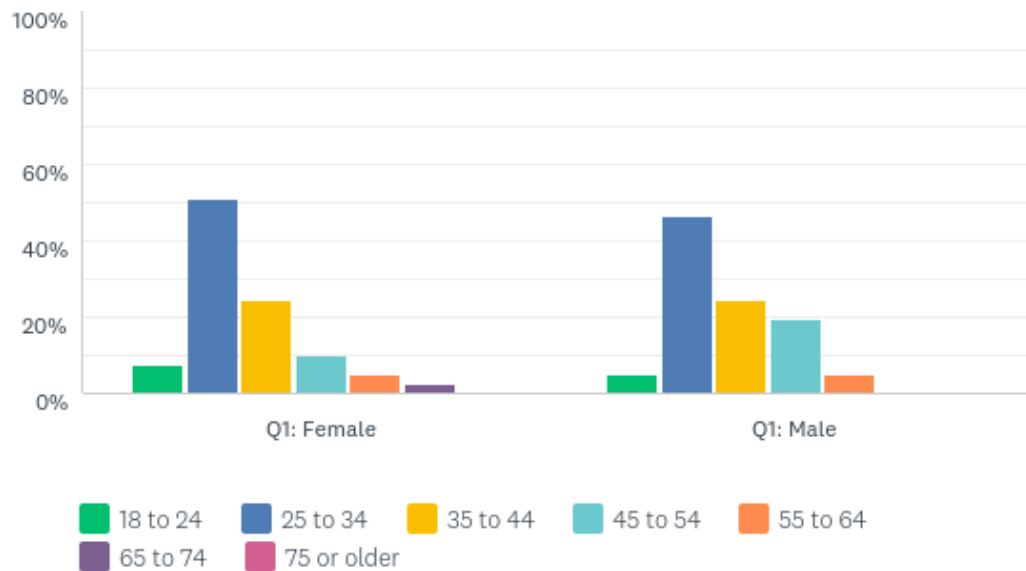


Expat Christians Survey on Sexual challenges in Cambodia

Wednesday, May 08, 2019

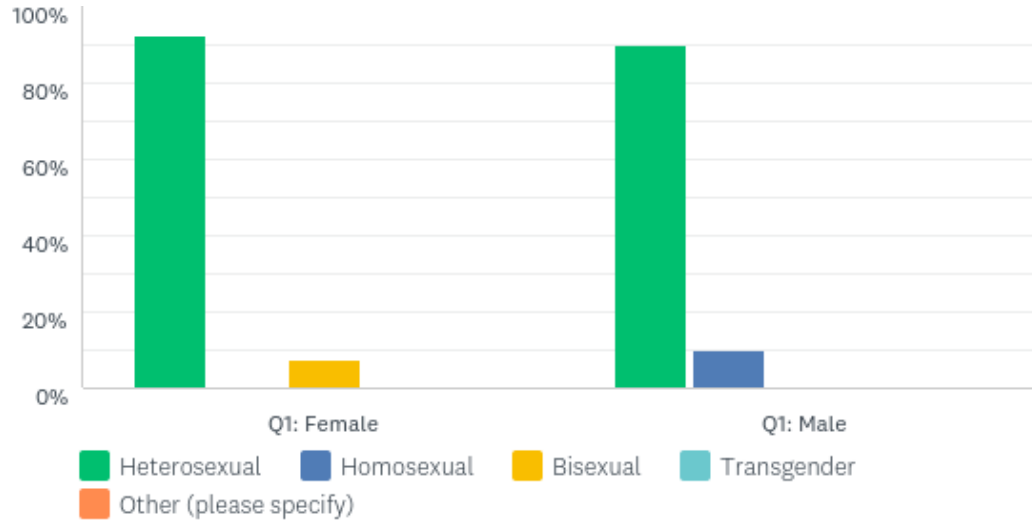
Q2: What is your age?

Answered: 82 Skipped: 0



Q3: What is your sexual orientation?

Answered: 81 Skipped: 1



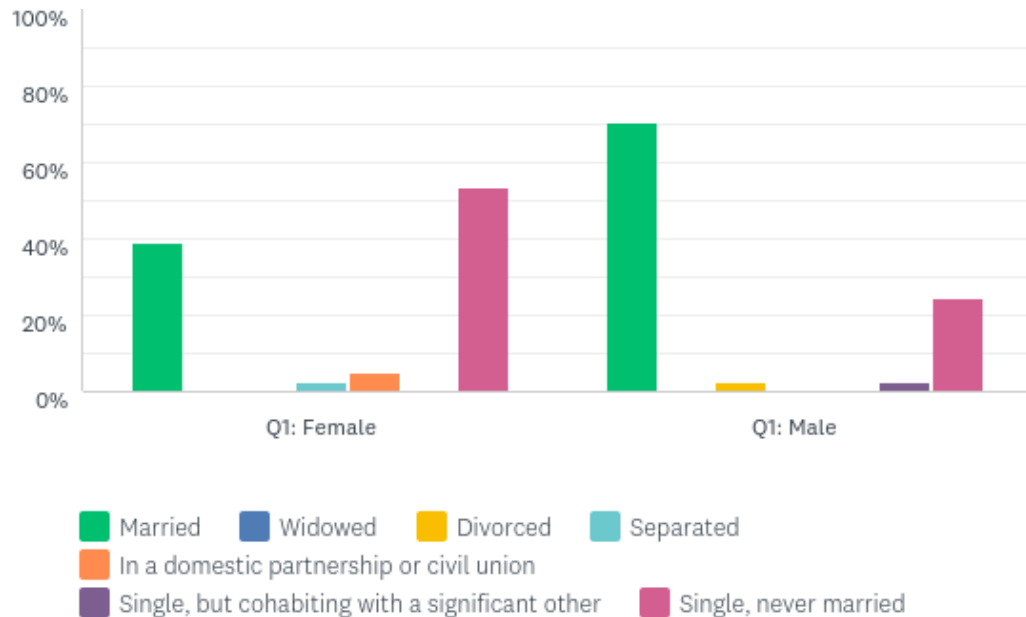
Q3: What is your sexual orientation?

Answered: 81 Skipped: 1

	HETEROSEXUAL	HOMOSEXUAL	BISEXUAL	TRANSGENDER	OTHER (PLEASE SPECIFY)	TOTAL
Q1: Female	92.68% 38	0.00% 0	7.32% 3	0.00% 0	0.00% 0	50.62% 41
Q1: Male	90.00% 36	10.00% 4	0.00% 0	0.00% 0	0.00% 0	49.38% 40
Total Respondents	74	4	3	0	0	81

Q4: Which of the following best describes your current relationship status?

Answered: 82 Skipped: 0



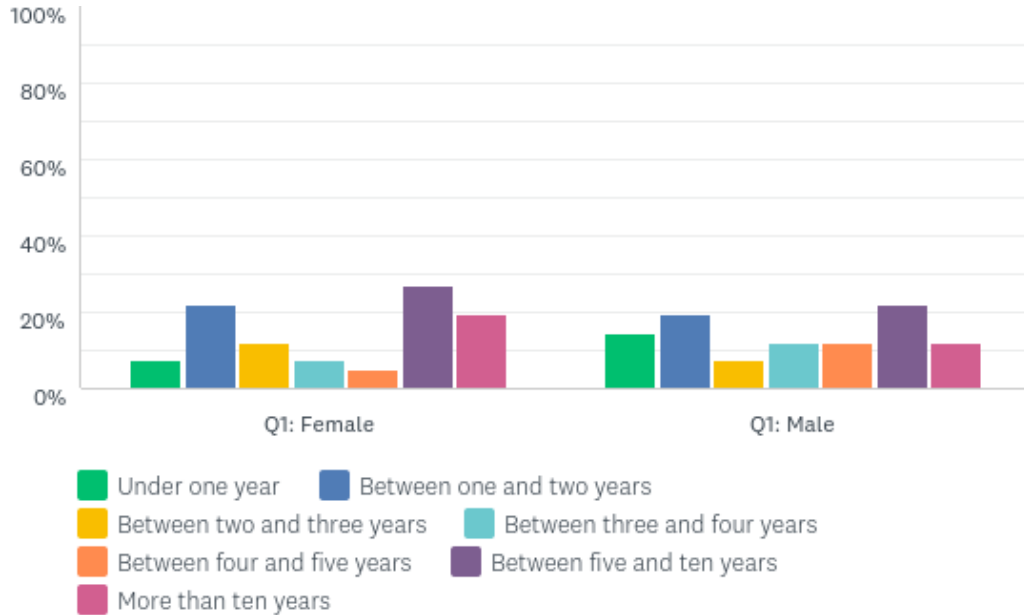
Q4: Which of the following best describes your current relationship status?

Answered: 82 Skipped: 0

	MARRIED	WIDOWED	DIVORCED	SEPARATED	IN A DOMESTIC PARTNERSHIP OR CIVIL UNION	SINGLE, BUT COHABITING WITH A SIGNIFICANT OTHER	SINGLE, NEVER MARRIED	TOTAL
Q1: Female	39.02% 16	0.00% 0	0.00% 0	2.44% 1	4.88% 2	0.00% 0	53.66% 22	50.00% 41
Q1: Male	70.73% 29	0.00% 0	2.44% 1	0.00% 0	0.00% 0	2.44% 1	24.39% 10	50.00% 41
Total Respondents	45	0	1	1	2	1	32	82

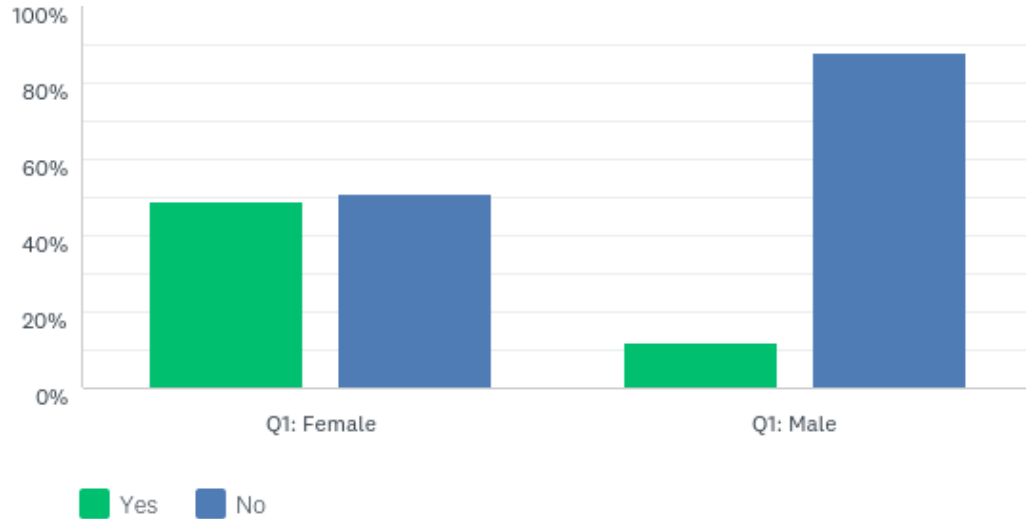
Q6: How long have you lived in Cambodia?

Answered: 82 Skipped: 0



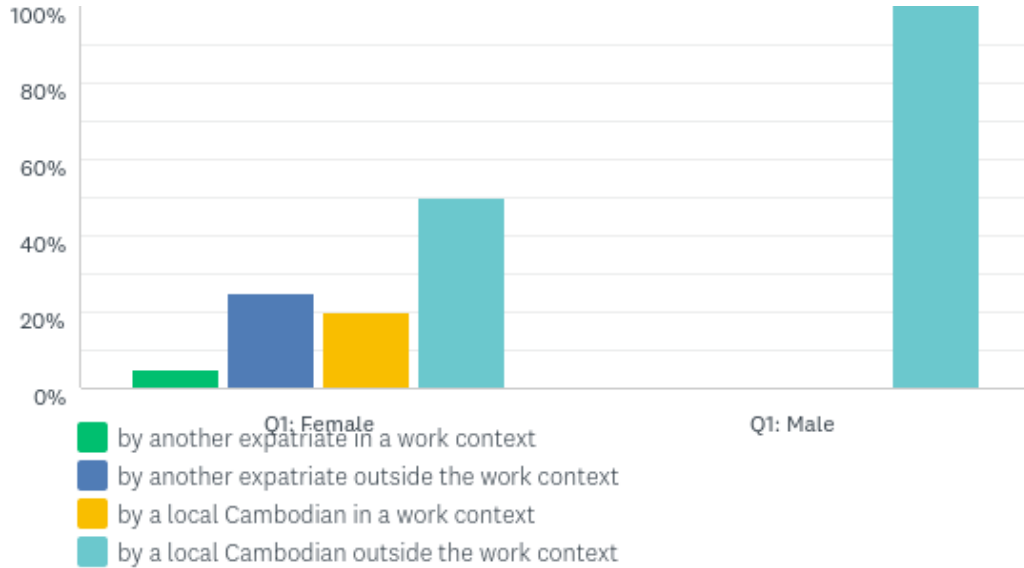
Q7: Have you experienced sexual harassment since you worked in Cambodia?

Answered: 82 Skipped: 0



Q8: If you have been sexually harassed was it...?

Answered: 25 Skipped: 57



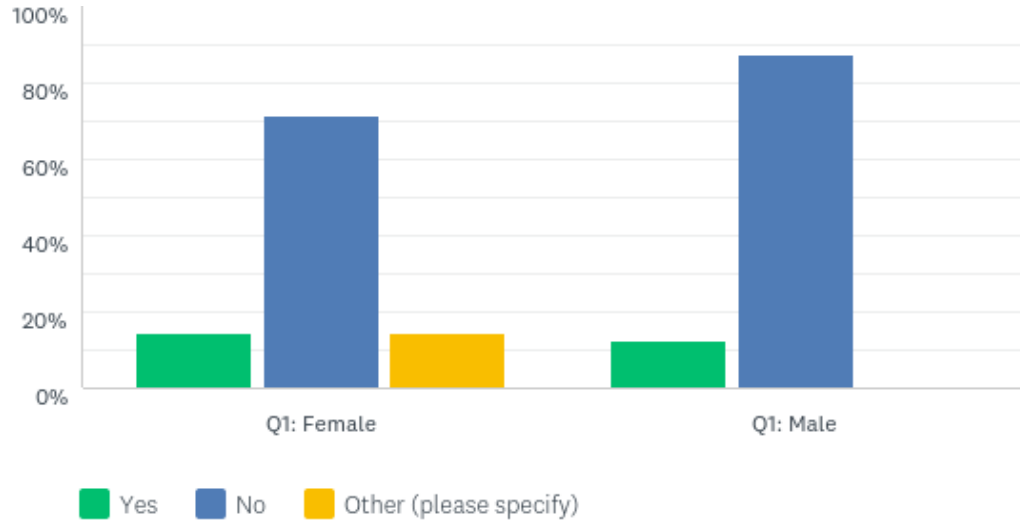
Q8: If you have been sexually harassed was it...?

Answered: 25 Skipped: 57

	BY ANOTHER EXPATRIATE IN A WORK CONTEXT	BY ANOTHER EXPATRIATE OUTSIDE THE WORK CONTEXT	BY A LOCAL CAMBODIAN IN A WORK CONTEXT	BY A LOCAL CAMBODIAN OUTSIDE THE WORK CONTEXT	TOTAL
Q1: Female	5.00% 1	25.00% 5	20.00% 4	50.00% 10	80.00% 20
Q1: Male	0.00% 0	0.00% 0	0.00% 0	100.00% 5	20.00% 5
Total Respondents	1	5	4	15	25

Q9: If you experienced sexual harassment did you report it to anyone?

Answered: 29 Skipped: 53



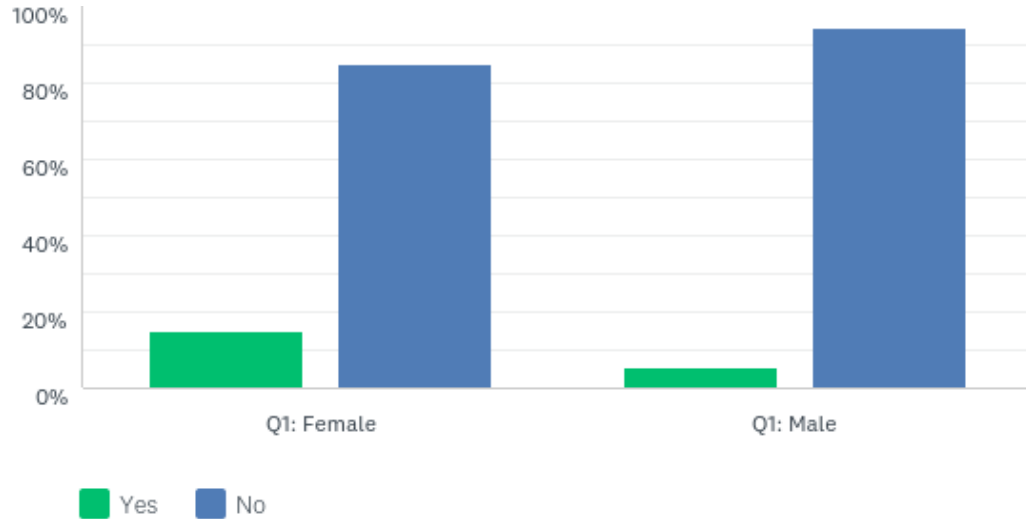
Q9: If you experienced sexual harassment did you report it to anyone?

Answered: 29 Skipped: 53

	YES	NO	OTHER (PLEASE SPECIFY)	TOTAL
Q1: Female	14.29% 3	71.43% 15	14.29% 3	72.41% 21
Q1: Male	12.50% 1	87.50% 7	0.00% 0	27.59% 8
Total Respondents	4	22	3	29

Q10: Have you experienced sexual violence since you worked in Cambodia?

Answered: 78 Skipped: 4



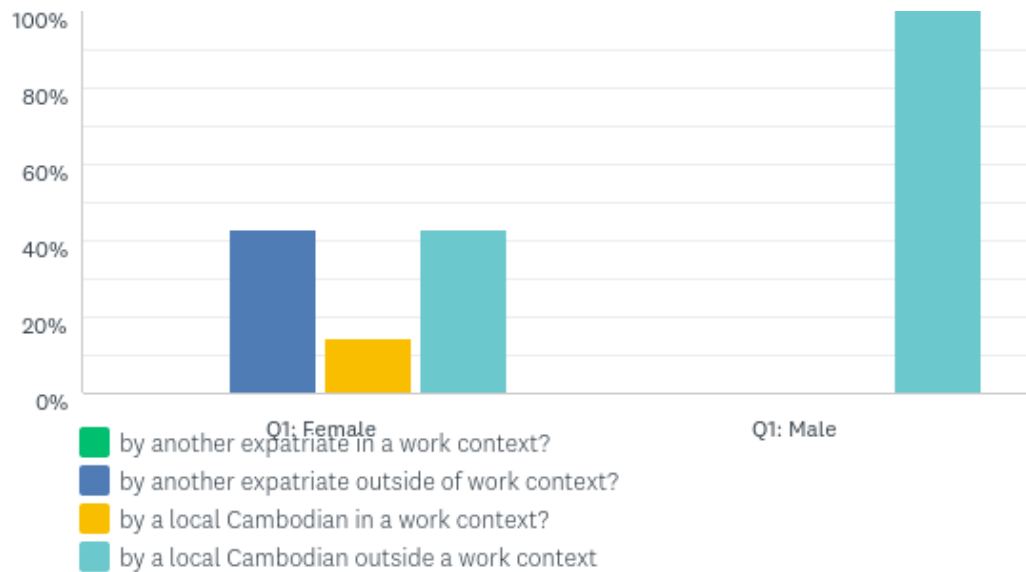
Q10: Have you experienced sexual violence since you worked in Cambodia?

Answered: 78 Skipped: 4

	YES	NO	TOTAL
Q1: Female	15.00% 6	85.00% 34	51.28% 40
Q1: Male	5.26% 2	94.74% 36	48.72% 38
Total Respondents	8	70	78

Q11: If you have experienced sexual violence was it...?

Answered: 9 Skipped: 73



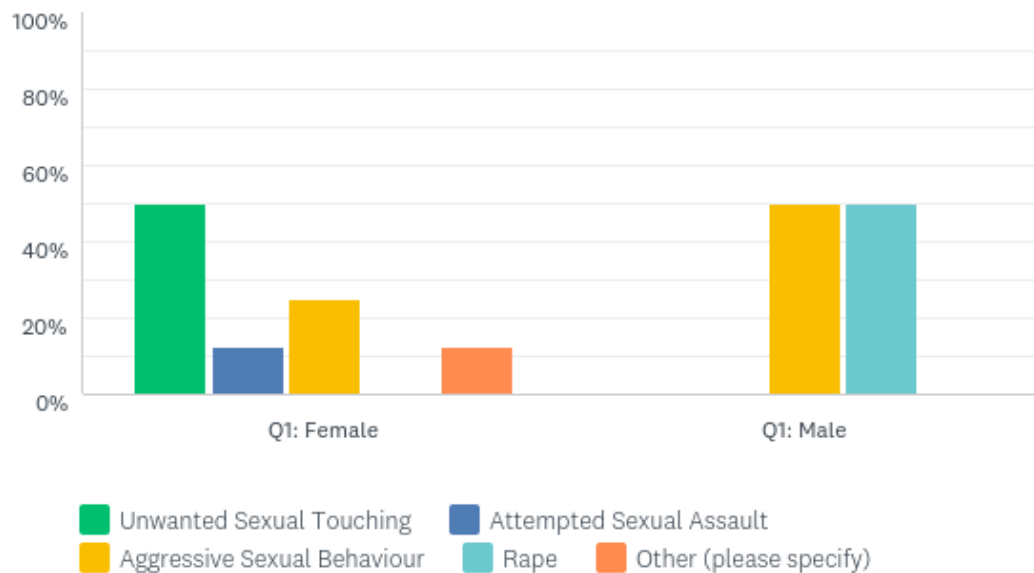
Q11: If you have experienced sexual violence was it...?

Answered: 9 Skipped: 73

	BY ANOTHER EXPATRIATE IN A WORK CONTEXT?	BY ANOTHER EXPATRIATE OUTSIDE OF WORK CONTEXT?	BY A LOCAL CAMBODIAN IN A WORK CONTEXT?	BY A LOCAL CAMBODIAN OUTSIDE A WORK CONTEXT?	TOTAL
Q1: Female	0.00% 0	42.86% 3	14.29% 1	42.86% 3	77.78% 7
Q1: Male	0.00% 0	0.00% 0	0.00% 0	100.00% 2	22.22% 2
Total Respondents	0	3	1	5	9

Q12: What kind of sexual violence did you experience?

Answered: 10 Skipped: 72



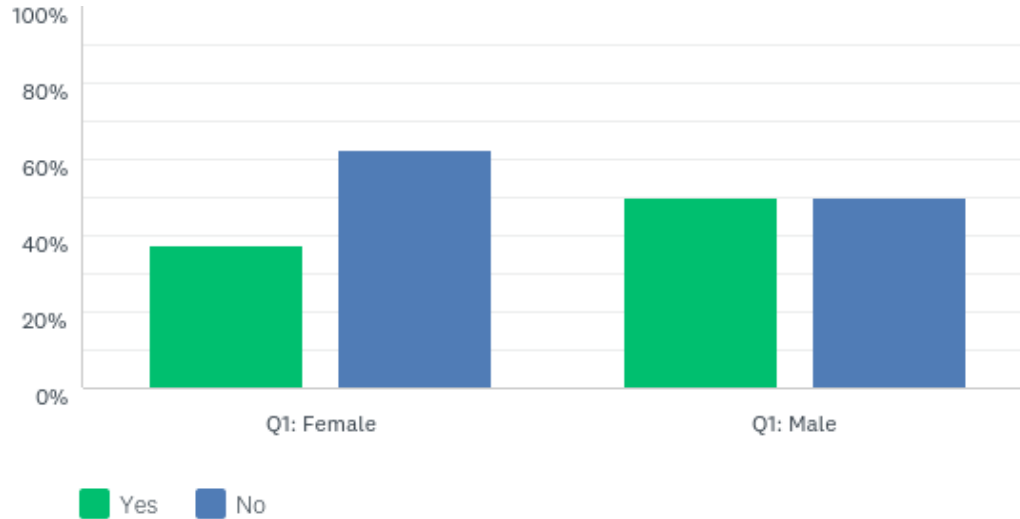
Q12: What kind of sexual violence did you experience?

Answered: 10 Skipped: 72

	UNWANTED SEXUAL TOUCHING	ATTEMPTED SEXUAL ASSAULT	AGGRESSIVE SEXUAL BEHAVIOUR	RAPE	OTHER (PLEASE SPECIFY)	TOTAL
Q1: Female	50.00% 4	12.50% 1	25.00% 2	0.00% 0	12.50% 1	80.00% 8
Q1: Male	0.00% 0	0.00% 0	50.00% 1	50.00% 1	0.00% 0	20.00% 2
Total Respondents	4	1	3	1	1	10

Q13: If you experienced sexual violence did you report it?

Answered: 10 Skipped: 72



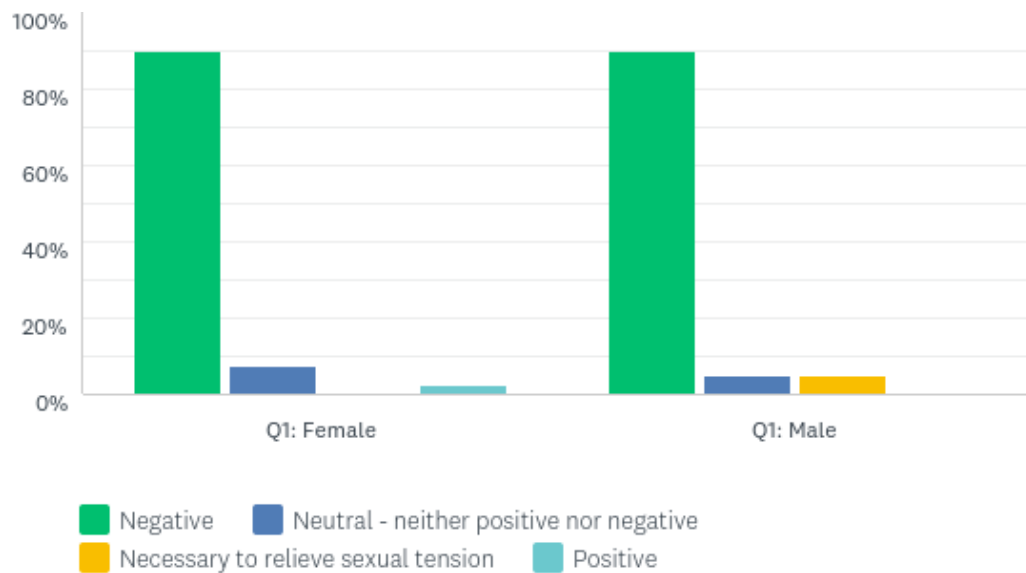
Q13: If you experienced sexual violence did you report it?

Answered: 10 Skipped: 72

	YES	NO	TOTAL
Q1: Female	37.50% 3	62.50% 5	80.00% 8
Q1: Male	50.00% 1	50.00% 1	20.00% 2
Total Respondents	4	6	10

Q14: What is your view on pornography?

Answered: 81 Skipped: 1



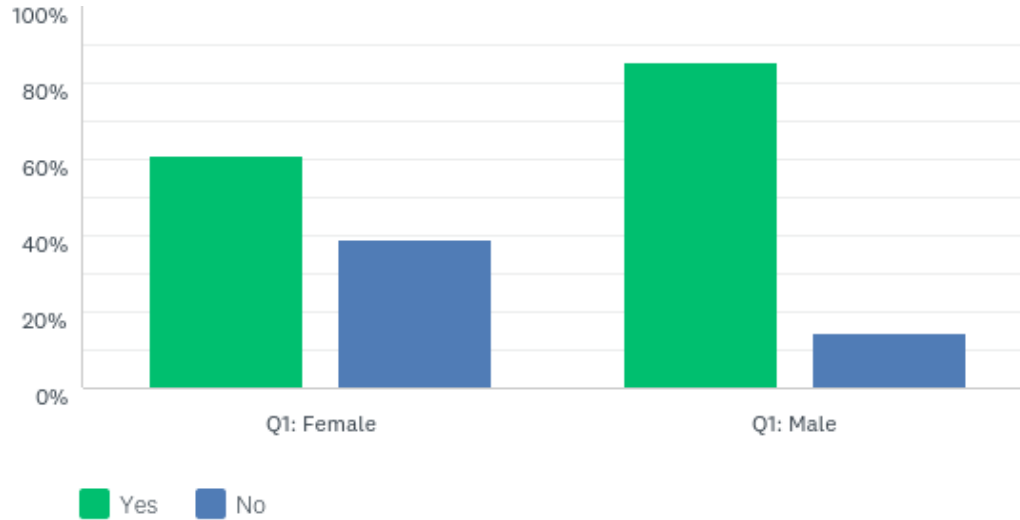
Q14: What is your view on pornography?

Answered: 81 Skipped: 1

	NEGATIVE	NEUTRAL - NEITHER POSITIVE NOR NEGATIVE	NECESSARY TO RELIEVE SEXUAL TENSION	POSITIVE	TOTAL
Q1: Female	90.00% 36	7.50% 3	0.00% 0	2.50% 1	49.38% 40
Q1: Male	90.24% 37	4.88% 2	4.88% 2	0.00% 0	50.62% 41
Total Respondents	73	5	2	1	81

Q15: Have you ever viewed pornography?

Answered: 82 Skipped: 0



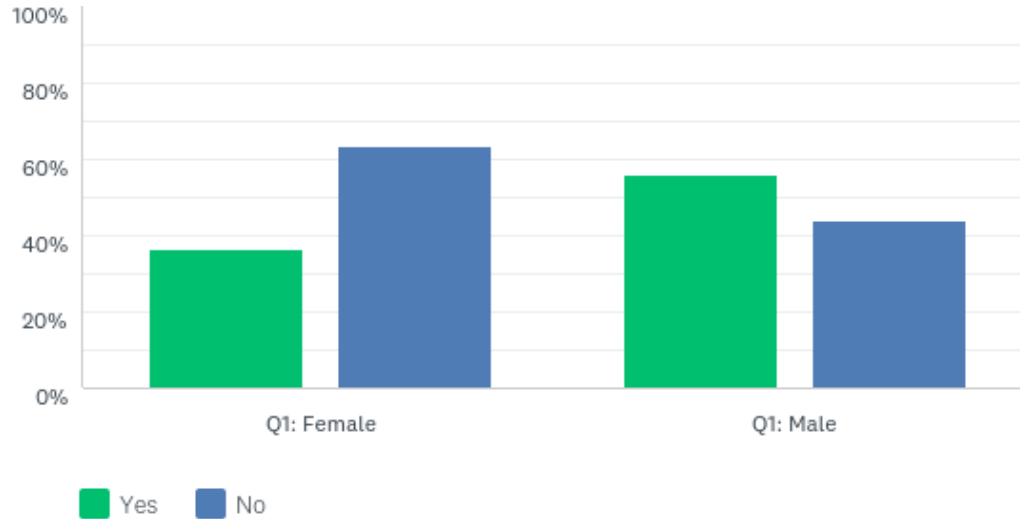
Q15: Have you ever viewed pornography?

Answered: 82 Skipped: 0

	YES	NO	TOTAL
Q1: Female	60.98% 25	39.02% 16	50.00% 41
Q1: Male	85.37% 35	14.63% 6	50.00% 41
Total Respondents	60	22	82

Q16: Do you often find yourself pre-occupied with sexual thoughts?

Answered: 82 Skipped: 0



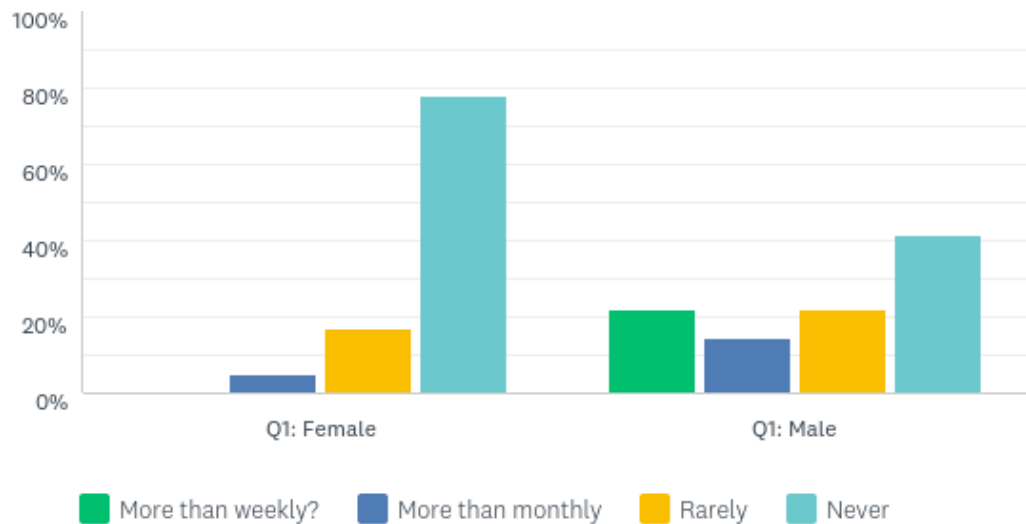
Q16: Do you often find yourself pre-occupied with sexual thoughts?

Answered: 82 Skipped: 0

	YES	NO	TOTAL
Q1: Female	36.59% 15	63.41% 26	50.00% 41
Q1: Male	56.10% 23	43.90% 18	50.00% 41
Total Respondents	38	44	82

Q17: Do you view pornography?

Answered: 82 Skipped: 0



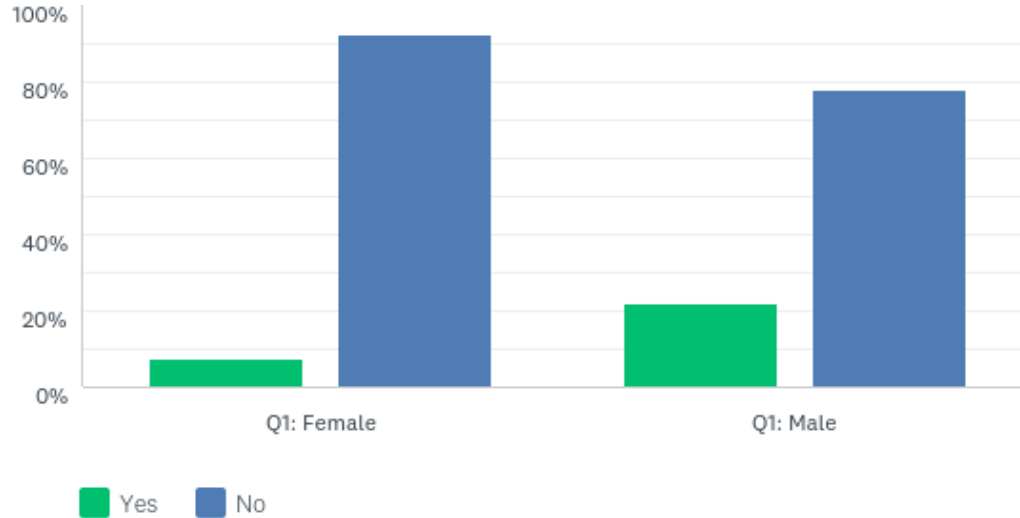
Q17: Do you view pornography?

Answered: 82 Skipped: 0

	MORE THAN WEEKLY?	MORE THAN MONTHLY	RARELY	NEVER	TOTAL
Q1: Female	0.00% 0	4.88% 2	17.07% 7	78.05% 32	50.00% 41
Q1: Male	21.95% 9	14.63% 6	21.95% 9	41.46% 17	50.00% 41
Total Respondents	9	8	16	49	82

Q18: Have you ever had a traditional massage where the masseuse touched you sexually?

Answered: 82 Skipped: 0



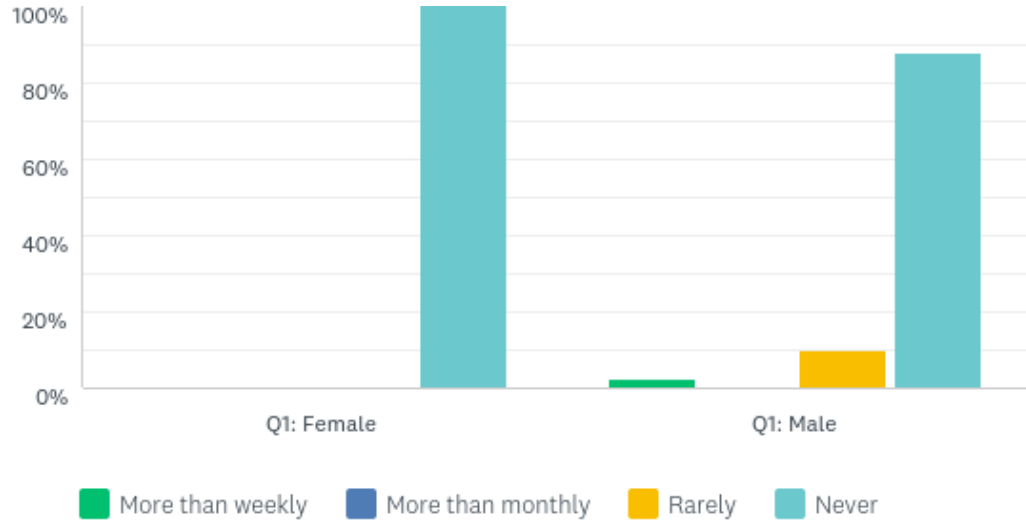
Q18: Have you ever had a traditional massage where the masseuse touched you sexually?

Answered: 82 Skipped: 0

	YES	NO	TOTAL
Q1: Female	7.32% 3	92.68% 38	50.00% 41
Q1: Male	21.95% 9	78.05% 32	50.00% 41
Total Respondents	12	70	82

Q19: How often do you have an erotic massage?

Answered: 82 Skipped: 0



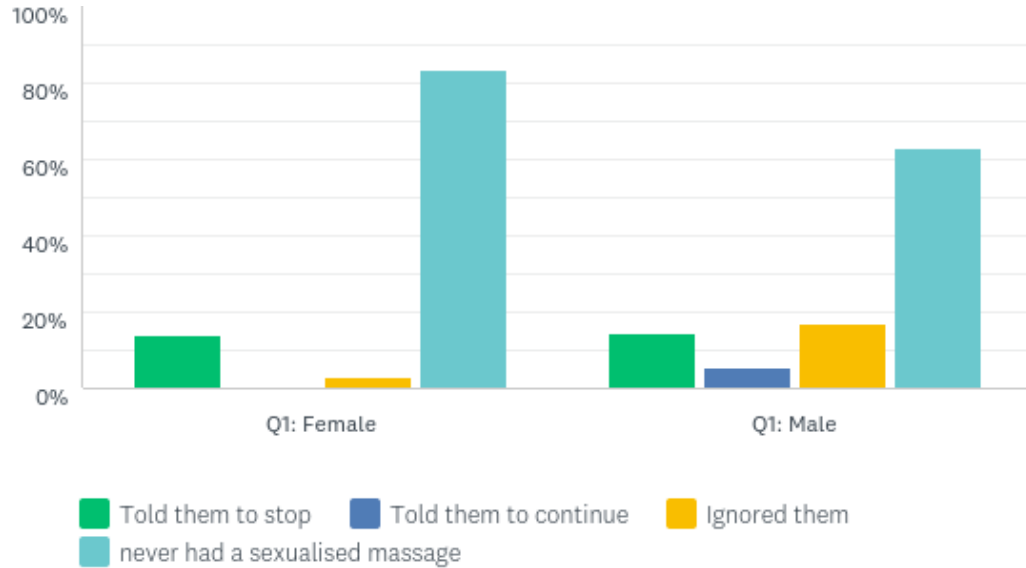
Q19: How often do you have an erotic massage?

Answered: 82 Skipped: 0

	MORE THAN WEEKLY	MORE THAN MONTHLY	RARELY	NEVER	TOTAL
Q1: Female	0.00% 0	0.00% 0	0.00% 0	100.00% 41	50.00% 41
Q1: Male	2.44% 1	0.00% 0	9.76% 4	87.80% 36	50.00% 41
Total Respondents	1	0	4	77	82

Q20: If you have had a massage that became sexual how did you respond?

Answered: 71 Skipped: 11



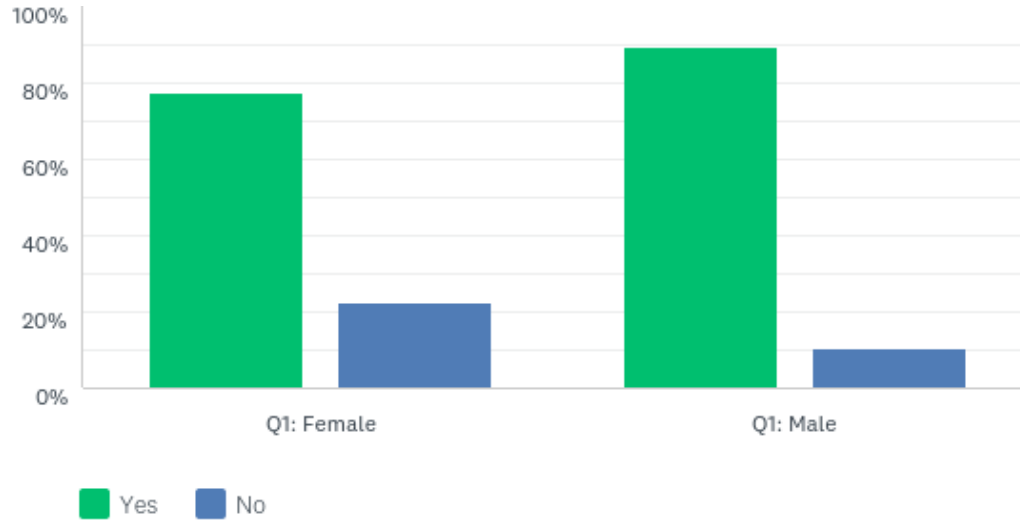
Q20: If you have had a massage that became sexual how did you respond?

Answered: 71 Skipped: 11

	TOLD THEM TO STOP	TOLD THEM TO CONTINUE	IGNORED THEM	NEVER HAD A SEXUALISED MASSAGE	TOTAL
Q1: Female	13.89% 5	0.00% 0	2.78% 1	83.33% 30	50.70% 36
Q1: Male	14.29% 5	5.71% 2	17.14% 6	62.86% 22	49.30% 35
Total Respondents	10	2	7	52	71

Q21: Do you feel that erotic massage is the same as prostitution?

Answered: 79 Skipped: 3



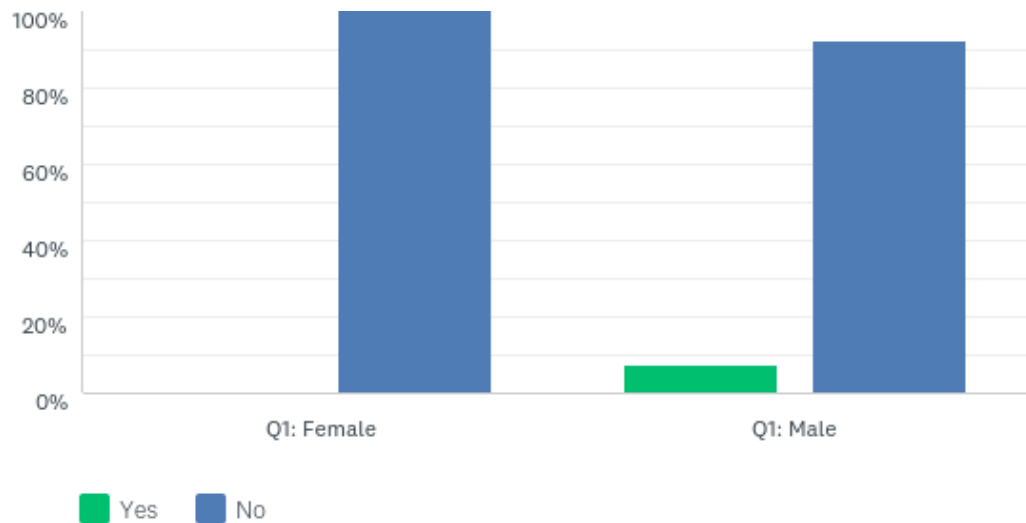
Q21: Do you feel that erotic massage is the same as prostitution?

Answered: 79 Skipped: 3

	YES	NO	TOTAL
Q1: Female	77.50% 31	22.50% 9	50.63% 40
Q1: Male	89.74% 35	10.26% 4	49.37% 39
Total Respondents	66	13	79

Q22: Have you ever had sexual intercourse with a prostitute in Cambodia?

Answered: 82 Skipped: 0



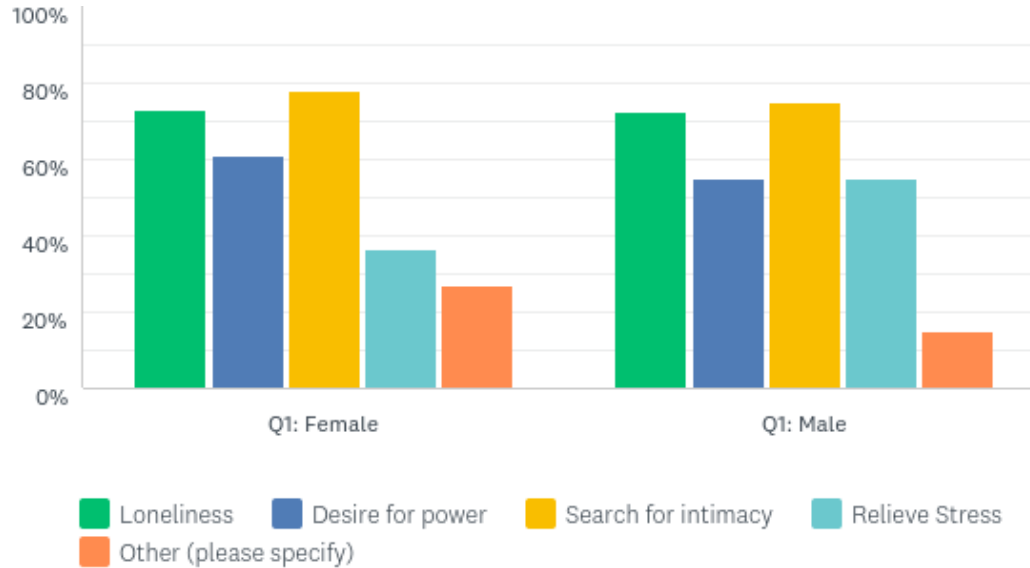
Q22: Have you ever had sexual intercourse with a prostitute in Cambodia?

Answered: 82 Skipped: 0

	YES	NO	TOTAL
Q1: Female	0.00% 0	100.00% 41	50.00% 41
Q1: Male	7.32% 3	92.68% 38	50.00% 41
Total Respondents	3	79	82

Q23: Why do you think people use prostitutes?

Answered: 81 Skipped: 1



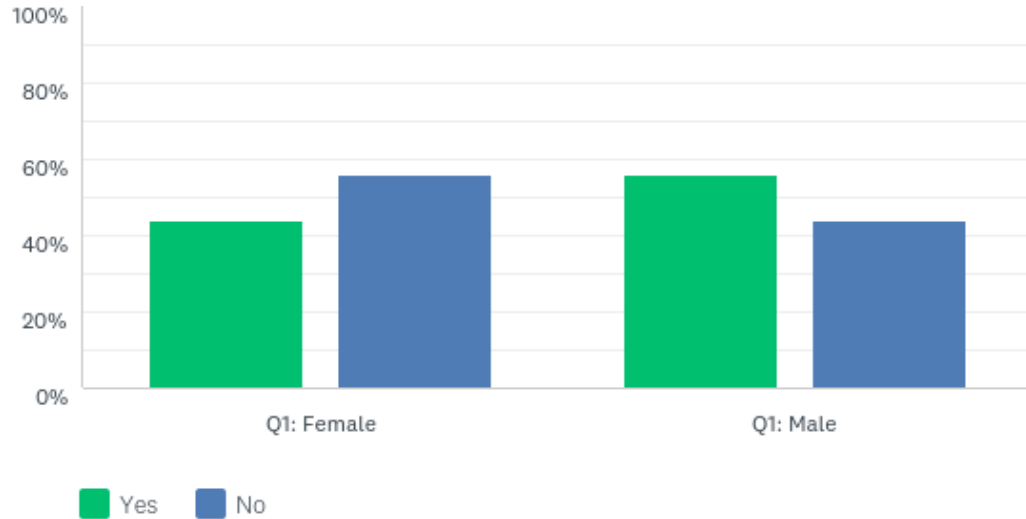
Q23: Why do you think people use prostitutes?

Answered: 81 Skipped: 1

	LONELINESS	DESIRE FOR POWER	SEARCH FOR INTIMACY	RELIEVE STRESS	OTHER (PLEASE SPECIFY)	TOTAL
Q1: Female	73.17% 30	60.98% 25	78.05% 32	36.59% 15	26.83% 11	139.51% 113
Q1: Male	72.50% 29	55.00% 22	75.00% 30	55.00% 22	15.00% 6	134.57% 109
Total Respondents	59	47	62	37	17	81

Q24: Do you hide some of your sexual behaviour from others?

Answered: 82 Skipped: 0



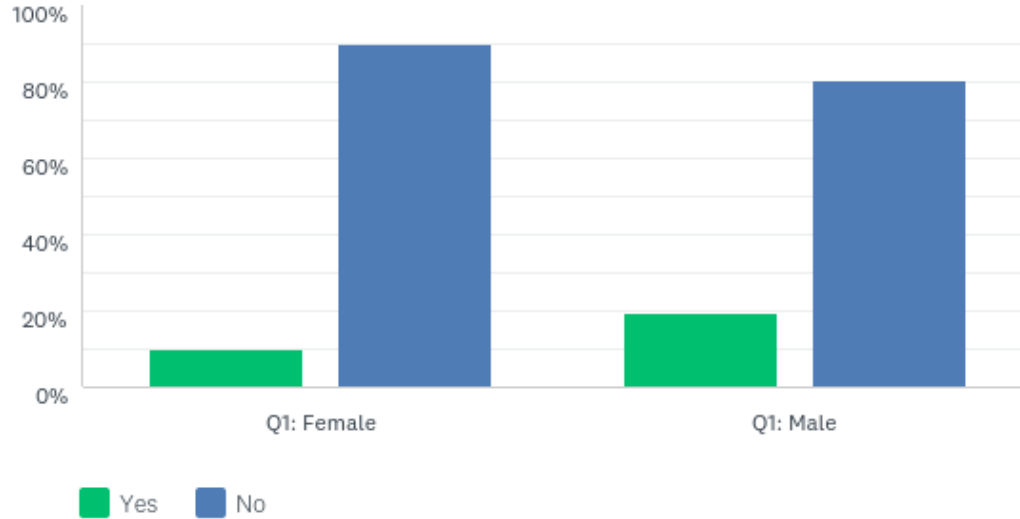
Q24: Do you hide some of your sexual behaviour from others?

Answered: 82 Skipped: 0

	YES	NO	TOTAL
Q1: Female	43.90% 18	56.10% 23	50.00% 41
Q1: Male	56.10% 23	43.90% 18	50.00% 41
Total Respondents	41	41	82

Q25: Do you feel controlled by your sexual desire?

Answered: 82 Skipped: 0



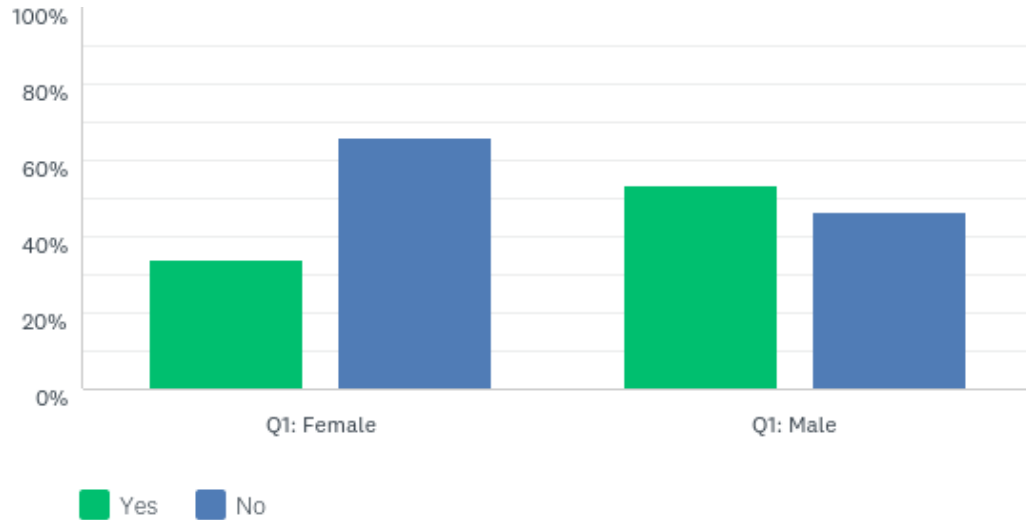
Q25: Do you feel controlled by your sexual desire?

Answered: 82 Skipped: 0

	YES	NO	TOTAL
Q1: Female	9.76% 4	90.24% 37	50.00% 41
Q1: Male	19.51% 8	80.49% 33	50.00% 41
Total Respondents	12	70	82

Q26: Do you feel depressed or discouraged about some aspect of your sexual behaviour?

Answered: 82 Skipped: 0



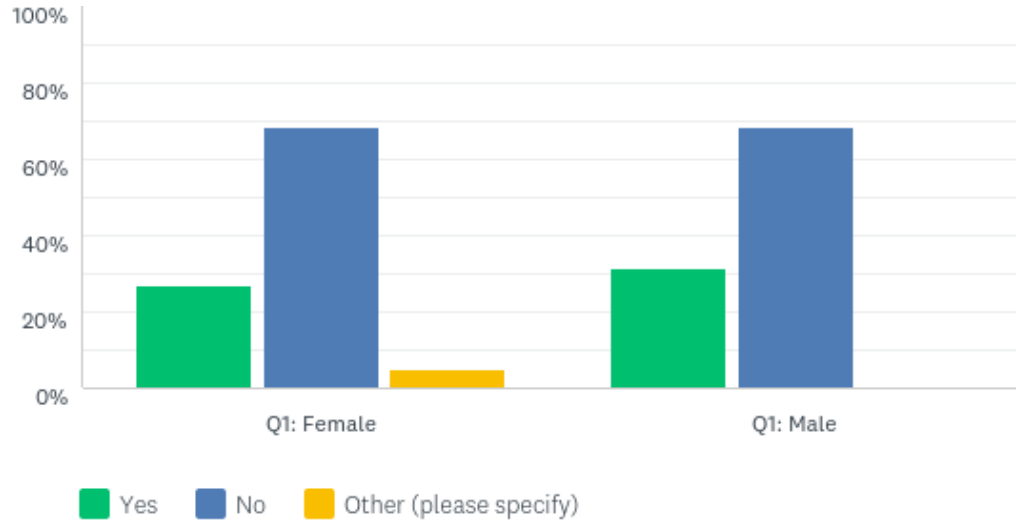
Q26: Do you feel depressed or discouraged about some aspect of your sexual behaviour?

Answered: 82 Skipped: 0

	YES	NO	TOTAL
Q1: Female	34.15% 14	65.85% 27	50.00% 41
Q1: Male	53.66% 22	46.34% 19	50.00% 41
Total Respondents	36	46	82

Q1: If you are a member of your church about some aspect of your sexual behaviour then you might face church/mission organisation discipline?

Answered: 82 Skipped: 0



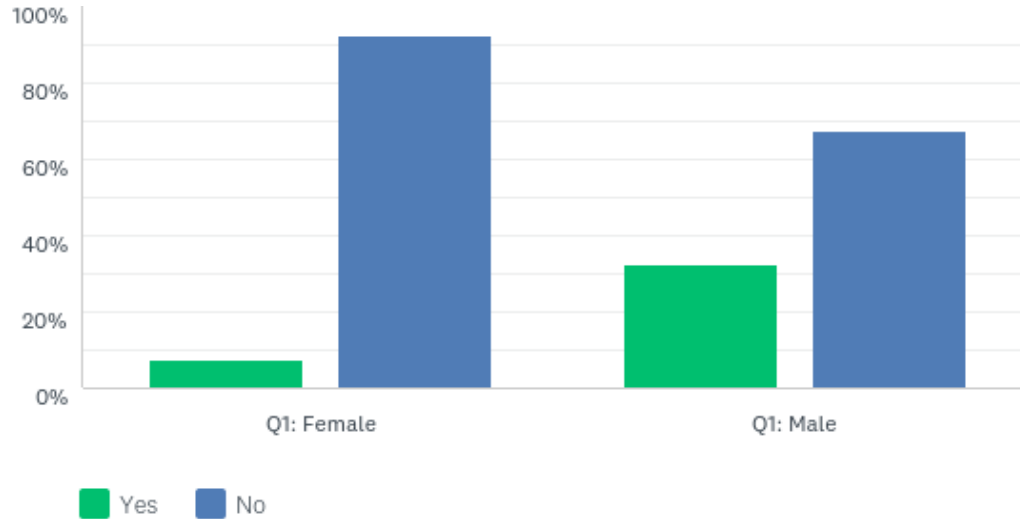
your sexual behaviour then you might face church/mission organisation discipline?

Answered: 82 Skipped: 0

	YES	NO	OTHER (PLEASE SPECIFY)	TOTAL
Q1: Female	26.83% 11	68.29% 28	4.88% 2	50.00% 41
Q1: Male	31.71% 13	68.29% 28	0.00% 0	50.00% 41
Total Respondents	24	56	2	82

Q28: Has anyone been hurt emotionally because of your sexual behaviour?

Answered: 81 Skipped: 1



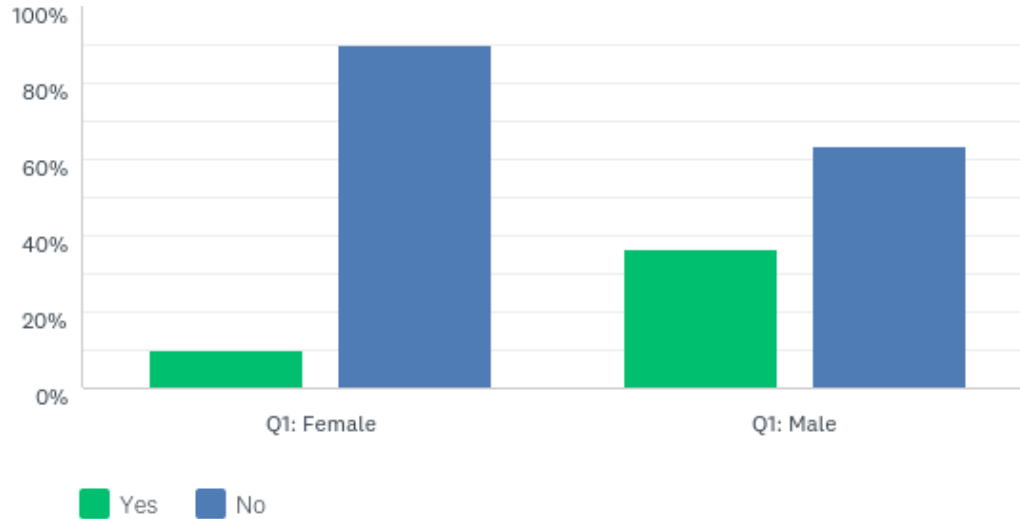
Q28: Has anyone been hurt emotionally because of your sexual behaviour?

Answered: 81 Skipped: 1

	YES	NO	TOTAL
Q1: Female	7.32% 3	92.68% 38	50.62% 41
Q1: Male	32.50% 13	67.50% 27	49.38% 40
Total Respondents	16	65	81

Q29: Have you ever sought counselling for an aspect of your sexual behaviour?

Answered: 82 Skipped: 0



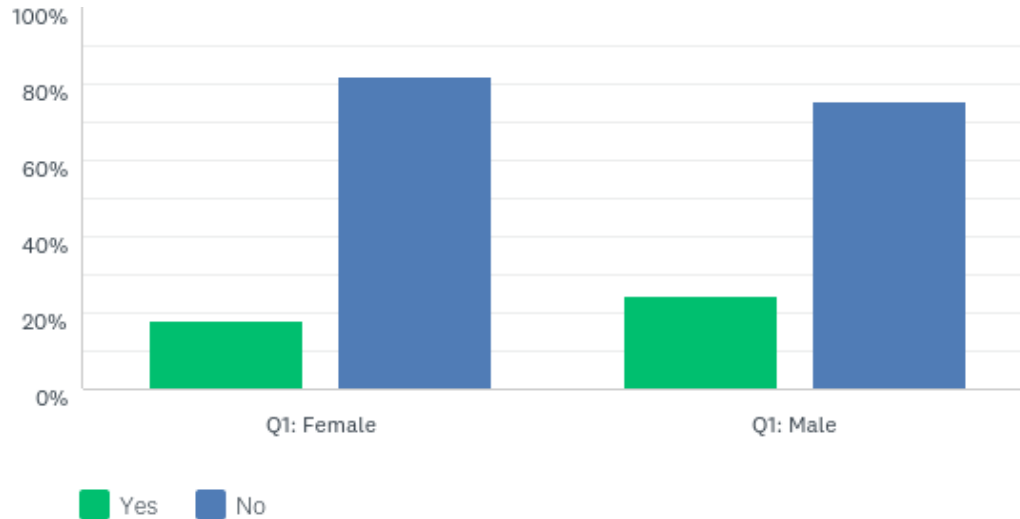
Q29: Have you ever sought counselling for an aspect of your sexual behaviour?

Answered: 82 Skipped: 0

	YES	NO	TOTAL
Q1: Female	9.76% 4	90.24% 37	50.00% 41
Q1: Male	36.59% 15	63.41% 26	50.00% 41
Total Respondents	19	63	82

Q30: Would you like to receive counselling or support for an aspect of your sexual behaviour/experiences?

Answered: 80 Skipped: 2



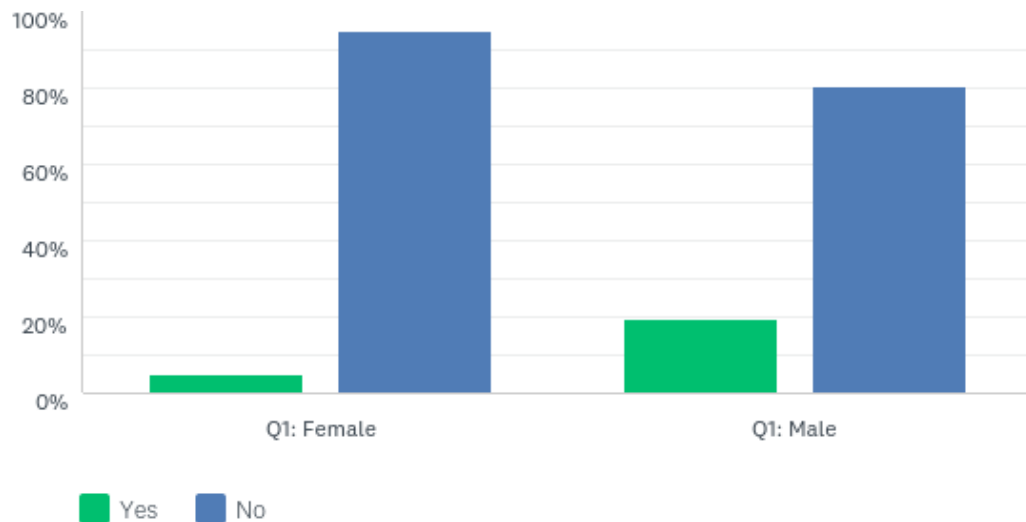
Q30: Would you like to receive counselling or support for an aspect of your sexual behaviour/experiences?

Answered: 80 Skipped: 2

	YES	NO	TOTAL
Q1: Female	17.95% 7	82.05% 32	48.75% 39
Q1: Male	24.39% 10	75.61% 31	51.25% 41
Total Respondents	17	63	80

Q31: Would you like to be part of a support group for people who are seeking help for unwanted sexual behaviour?

Answered: 81 Skipped: 1



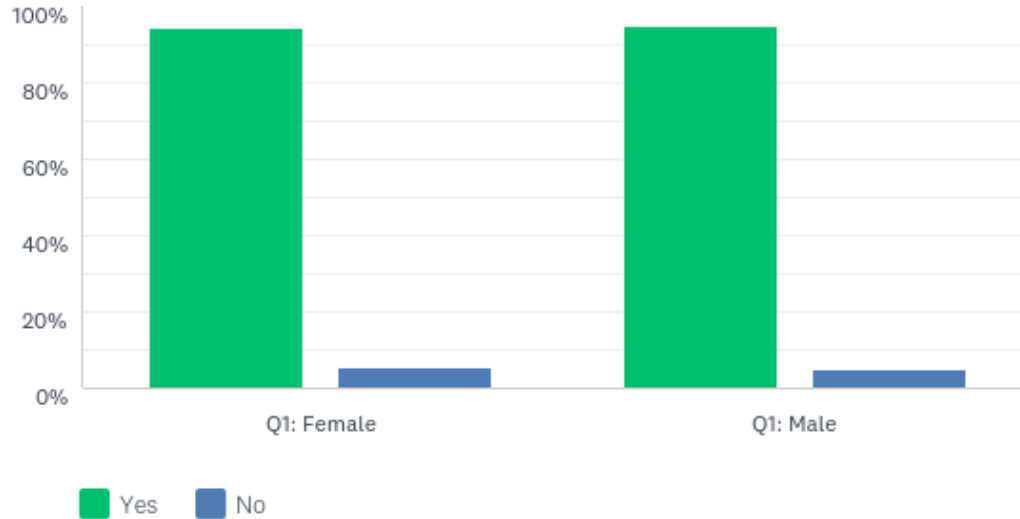
Q31: Would you like to be part of a support group for people who are seeking help for unwanted sexual behaviour?

Answered: 81 Skipped: 1

	YES	NO	TOTAL
Q1: Female	5.00% 2	95.00% 38	49.38% 40
Q1: Male	19.51% 8	80.49% 33	50.62% 41
Total Respondents	10	71	81

Q32: Do you think the church/mission organisations should address sexual challenges expatriates face?

Answered: 77 Skipped: 5



Q32: Do you think the church/mission organisations should address sexual challenges expatriates face?

Answered: 77 Skipped: 5

	YES	NO	TOTAL
Q1: Female	94.74% 36	5.26% 2	49.35% 38
Q1: Male	94.87% 37	5.13% 2	50.65% 39
Total Respondents	73	4	77
	OTHER (PLEASE SPECIFY)		TOTAL
Q1: Female		0	0
Q1: Male		0	0